

*Glass & Diffusers*

# CUSTOMIZING 2.25" GLASS

FAN, CHANDELIER, MINI-PENDANT, & VANITY GLASS:

TO CUSTOMIZE FIXTURES WHICH USE GLASS WITH A 2.25" OPENING, THREE PIECES OF INFORMATION ARE NECESSARY: THE FIXTURE NUMBER, THE CUP, AND THE DESIRED GLASS. CUPS (SHOWN AT RIGHT) EACH FIT A PARTICULAR SET OF GLASS AS LISTED BELOW.

- (A) FITS 2.25" GLASS DENOTED AS "NECKLESS"
- (B) FITS 2.25" GLASS DENOTED AS "NECKLESS"
- (C) FITS 2.25" GLASS DENOTED AS "NECKLESS"
- (D) FITS ALL 2.25" GLASS, EXCEPT THE G101, G125, G201, & G245
- (E) FITS 2.25" GLASS NOT DENOTED AS "NECKLESS", EXCEPT THE G125, G201, & G245
- (F) FITS THE G125

IF EVER YOU ARE UNSURE ABOUT A PARTICULAR CUSTOMIZATION, FEEL FREE TO CALL OUR OFFICES. WE WOULD BE MORE THAN HAPPY TO ASSIST YOU.

OPAL\*



◀G351,  
5" X 5"  
OPEN  
SPHERE



▲G323,  
5" X 4.5"  
OPAL TULIP



▲G137,  
5.5" X 5"  
TEA FLARE



▲G141,  
4.5" X 4.5"  
WHITE SCAVO

\*LIMITED QUANTITIES AVAILABLE



(A) (B) (C) (D) (E) (F)

TEA · SCAVO · MOCHA



NECKLESS

▲G512,  
5.5" X 4.5"  
CARAMEL



▲G143,  
4.5" X 4.5"  
SCAVO



▲G185,  
5.5" X 4.5"  
TEA



▲G186,  
5.5" X 5"  
MOCHA



▲G290,  
6.5" X 3.5"  
MOCHA  
DOME



▲G291,  
6.5" X 3.5"  
TEA DOME



▲G297,  
6" X 4.5"  
BIG BELL



▲G511,  
5.5" X 5"  
CARAMEL

▼G114, 4.5" X 4.5" BUBBLE BELL



▲G112,  
4" X 5"  
SHELL



▲G116,  
4.5" X 5"  
HOURLASS



# CLEAR

◀G123,  
5" X 5.5"  
RIBBON



▲G118,  
4.5" X 5.5"  
GOTHIC BELL



▲G119,  
5" X 5"  
RIDGED



▼G207, 4.5" X 4.5" STRAIGHT RIBBED



▲G134,  
4.5" X 4"  
OLIVE BELL



▲G138,  
6.5" X 5.5"  
DIAMOND  
BIG BELL





▲G140,  
4" X 4.5"  
SUN



◀G165,  
4.5" X 5"  
MELON



▲G201,  
4" X 6.5"  
HURRICANE



▲G208,  
4.5" X 5"  
DIAMOND



▲G209,  
4.5" X 4.5"  
RIBBED BELL



▲G242,  
6" X 4"  
TULIP



▲G213, 4.5" X 4.5" SKIRT



▲G294,  
6" X 5"  
TIERED CONE



▲G295,  
6.5" X 3.5"  
DOME



◀G296,  
5" X 5.5" TRIM  
finish:  
AB PB WH



# PARTIALLY FROSTED

PENDANT GLASS



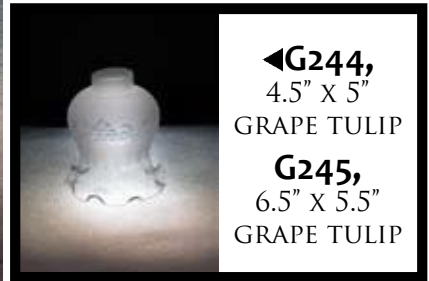
▼G142, 5" X 5" PARQUET



▼G128, 5" X 5" DRAPE



◀G244,  
4.5" X 5"  
GRAPE TULIP  
G245,  
6.5" X 5.5"  
GRAPE TULIP



▲G100,  
5" X 5"  
CHERRY LEAF



▲G124,  
5" X 5"  
SWIRL



▲G126,  
5" X 5"  
VINE



▲G130,  
4.5" X 5"  
CROSS HILL



▲G130B,  
4.5" X 5"  
DOT HILL



▲G176,  
4.5" X 5"  
SYMBOL



▲G250,  
4.5" X 5"  
DECO RIB

▼G293, 6.5" X 3.5" DOME



NECKLESS



▲G115,  
6.5" X 5"  
RIBBED  
SKIRT



▲G105,  
4.5" X 4.5"  
MELON

▼G214, 5.5" X 4.5" GRECIAN TWIST



▲G110,  
4.5" X 5"  
SCALLOPED



▲G113,  
5" X 4.5"  
LEAF



▲G125,  
5" X 5.5"  
ELLIPSE



▲G132,  
5.5" X 5.5"  
DRAPED



▲G172,  
5.5" X 5.5"  
CONQUEST




▲G174,  
5" X 5"  
SCALED



NECKLESS

▲G187,  
5.5" X 4.5"  
FLUTED



# FROSTED



▲G182,  
4.5" X 5"  
IVORY FOOT



▲G210,  
4.5" X 4.5"  
RIBBED BELL



▲G211,  
4.5" X 4.5"  
RIBBED

▼G252, 4.5" X 4.5" DECO RIB



▼G241,  
6" X 5"  
FLOWER



▲G243,  
4.5" X 4.5"  
TULIP



▲G248,  
4.5" X 4.5"  
SOFT DECO



▲G253,  
4.5" X 4.5"  
CRISP DECO



◀G298,  
7" X 4.5"  
BIG BELL



# FAUX ALABASTER

▼G102, 5" X 5.5" SOFT RIDGE



▲G101,  
4.5" X 5"  
STRAIGHT



▲G102B,  
5.5" X 5"  
THIN



▲G106,  
5.5" X 5"  
BELL  
BOTTOM



▲G107,  
4.5" X 4.5"  
BAND BELL



▲G108,  
5.5" X 5"  
MELON  
FLARE



▲G136,  
5.5" X 4.5"  
BELL



◀G251,  
4.5" X 5"  
DECO



▲G292,  
6.5" X 3.5"  
DOME



▲G188, 5" X 4.5" SWIRL ICE



▲G513,  
5.5" X 5"  
CONQUEST



◀G103,  
6" X 4"  
FLARE



▲G104,  
8" X 4.5"  
WIDE



▲G129,  
6" X 6"  
TALL MELON



▼G127, 6" X 4" CONE



▲G131, 5.5" X 4" BELL



▲G133,  
5.5" X 6"  
TALL



▲G154,  
7" X 4.5"  
DOME



▲G216,  
6" X 5"  
FLAT TOP



# CLASSIC GLOBES

3.25" AND 4" OPENINGS



CLEAR, RIBBED



FAUX ALABASTER



SMOKED



TEA ALABASTER



OPAL, THREADED

| FINISH, STYLE    | 3.25" OPENING |            | 4" OPENING |             |
|------------------|---------------|------------|------------|-------------|
|                  | 5" X 5.5"*    | 6" X 6.5"* | 8" X 8.5"* | 10" X 10.5" |
| CLEAR            | -             | -          | G481       | -           |
| CLEAR, RIBBED    | -             | G363       | G484       | -           |
| FAUX ALABASTER   | -             | G359       | -          | -           |
| OPAL             | G350          | G360       | G480       | G485        |
| OPAL, THREADED   | -             | G366       | -          | -           |
| SMOKED           | -             | -          | G482       | -           |
| SMOKED, THREADED | -             | G361       | -          | -           |
| TEA ALABASTER    | -             | G135       | -          | -           |

\*APPROXIMATE DIMENSIONS ONLY. DIMENSIONS VARY WITH GLASS

# JARS

3.25" OPENINGS



▲G340, 3.5" x 5"  
CLEAR JELLY JAR



▲G341, 3.5" x 5"  
FROSTED JELLY JAR



▲G345, 3.5" x 6"  
THREADED OPAL CYLINDER



▲G420, 3.5" x 7.5"  
THREADED OPAL BULLET

G345L, 3.5" x 8"  
THREADED OPAL CYLINDER



◀G470,  
7" X 6.5"  
3.25" OPENING  
OPAL SCHOOLHOUSE

G490,  
8.5" X 7"  
4" OPENING  
OPAL SCHOOLHOUSE

G495,  
10" X 9"  
4" OPENING  
OPAL SCHOOLHOUSE  
3.25" AND 4" OPENINGS

▶G246,  
6" X 6"  
AMBER  
GLOBE



▶G247,  
5.5" X 5.5"  
I C E D  
C A N D Y  
B O W L



# SCHOOLHOUSE GLASS

# SPECIALTY GLASS

3.25" OPENINGS

▶G249,  
6" X 4.5"  
BEADED  
AMBER  
CANDY  
BOWL



◀ G 3 2 0 ,  
7.5" X 5"  
L A R G E  
CLEAR TULIP



▶ G 3 6 7 ,  
5.5" X 6"  
FLUTED OPAL

▼G365, 5" X 6"  
A C O R N



◀ G 4 0 4 ,  
6" X 4.5"  
BEADED  
CLEAR  
CANDY  
B O W L




◀ G 3 9 6 ,  
5" X 4.5"  
T R I M  
finish: AB PB WH



▶ G 3 9 8 ,  
8" X 5"  
C L E A R ,  
RIBBED DOME



◀ G 4 2 1 ,  
7.5" X 4.5"  
3" OPENING  
L A R G E  
FROSTED  
T U L I P



# DRUMS



CLEAR OPAL



OPAL

| FINISH     | 6" PAN       | 8" PAN     | 10" PAN       |
|------------|--------------|------------|---------------|
|            | 6.5" X 3.5"* | 8.5" X 4"* | 10.5" X 4.5"* |
| CLEAR/OPAL | G371         | G381       | G496          |
| OPAL       | G375         | G385       | G497          |

\*APPROXIMATE DIMENSIONS ONLY. DIMENSIONS VARY WITH GLASS



APPLE BLOSSOM

# MUSHROOMS




CLEAR, RIBBED



CRYSTAL



FAUX ALABASTER



FROSTED, RIBBED



GRAPEVINE



OPAL



TEA ALABASTER

| FINISH, STYLE   | 6" PAN     | 8" PAN     | 10" PAN     |
|-----------------|------------|------------|-------------|
|                 | 7" X 3.5"* | 9" X 4.5"* | 11" X 4.5"* |
| APPLE BLOSSOM   | G377       | -          | -           |
| CLEAR, RIBBED   | G372       | G382       | G510        |
| CRYSTAL         | G374       | G384       | -           |
| FAUX ALABASTER  | G506       | G508       | G509        |
| FROSTED, RIBBED | G373       | G383       | -           |
| GRAPEVINE       | G376       | G386       | -           |
| OPAL            | G370       | G380       | G498        |
| TEA ALABASTER   | G504       | G505       | G507        |

\*APPROXIMATE DIMENSIONS ONLY. DIMENSIONS VARY WITH GLASS



CLEAR, MELON



CLEAR, RIBBED



CLEAR, RIBBED SAFARI TWIST

0.5" TOP OPENINGS  
**CLEAR**

**FROSTED**  
0.5" TOP OPENINGS

NOT PICTURED: FROSTED, RIBBED TWIST



FROSTED, MELON TWIST



FROSTED, MELON



FROSTED, RIBBED



FROSTED, RIBBED SAFARI TWIST

# FAUX ALABASTER

0.5" TOP OPENINGS

N O T

PICTURED:

F A U X

ALABASTER

S A F A R I



FAUX ALABASTER, MELON



FAUX ALABASTER

# TEA · MOCHA · SCAVO

0.5" TOP OPENINGS



SCAVO

TEA ALABASTER



MOCHA SWIRL

| COLOR, STYLE                 | 11" PAN  | 13" PAN   | 15" PAN   |
|------------------------------|----------|-----------|-----------|
|                              | 8" X 4"* | 10" X 5"* | 12" X 6"* |
| CLEAR, MELON                 | G486     | G409      | G413      |
| CLEAR, RIBBED                | G387     | G493      | G319      |
| CLEAR, RIBBED SAFARI TWIST   | G389     | G499      | G502      |
| FAUX ALABASTER               | G156     | G158      | G146      |
| FAUX ALABASTER, MELON        | -        | G416      | G418      |
| FAUX ALABASTER, SAFARI       | G189     | G159      | G168      |
| FROSTED, MELON               | G411     | G410      | G412      |
| FROSTED, MELON TWIST         | -        | G397      | -         |
| FROSTED, RIBBED              | G388     | G390      | -         |
| FROSTED, RIBBED TWIST        | -        | G402      | -         |
| FROSTED, RIBBED SAFARI TWIST | G483     | G494      | G500      |
| MOCHA SWIRL                  | G167     | G145      | G178      |
| SCAVO                        | G109     | G147      | G173      |
| TEA ALABASTER                | G151     | G161      | G171      |

\*APPROXIMATE DIMENSIONS ONLY. DIMENSIONS VARY WITH GLASS



◀ **G148,**

13" X 7"

CRYSTAL

D O M E

# UNIQUE DOMES

0.5" TOP OPENINGS



◀ **G164,**

12" X 4"

CLEAR,

RIBBED

FLOWER



◀ **G378,**

8" X 3"

FROSTED

W H E A T

D O M E



▲ **G166,** 9.5" X 3" FROSTED KNIGHT DOME



▲ **G423,** 8.5" X 3.5" FROSTED EYE DOME



▲ **G425,** 11.5" X 4.5" CLEAR APPLE BLOSSOM DOME

# PENDANT DOMES

2" TOP OPENINGS

UNIQUE & PENDANT DOMES

▶ **G163,**  
7.5" X 4"  
FAUX  
ALABASTER



▼ **G160,**  
9.5" X 4"  
TEXTURED  
CARAMEL  
SAFARI  
HAT



▼ **G177,**  
15" X 8.5"  
SCAVO DOME



▶ **G181,**  
15.5" X 6"  
RAINDROP  
SAFARI HAT



**G379,**  
12" X 8.5"  
CLEAR,  
RIBBED  
GLASS CONE



▶ **G392,**  
15" X 9"  
CLEAR,  
RIBBED  
GLASS CONE



▶ **G394,**  
15" X 9"  
FROSTED  
RIBBED  
GLASS CONE

▲ **G155,** 8" X 4.5"  
TEXTURED CARAMEL DOME



**G149,**  
12" X 7"  
CLEAR,  
RIBBED  
GLASS DOME



◀ **G391,**  
15" X 7.5"  
CLEAR,  
RIBBED  
GLASS DOME

**G492,**  
15" X 7.5"  
FROSTED  
RIBBED  
GLASS DOME



.....  
◀ **G162,**  
12" X 4"  
CLEAR,  
RIBBED  
DIAMOND  
DOME

# PLATE GLASS

0.5" TOP OPENINGS




◀ **G 3 9 9,**  
7" X 4" X 2.5"  
CURLY U-BEND

◀ **G 4 0 7,**  
7" X 4" X 2.5"  
U - B E N D

◀ **G 4 2 6,**  
7" X 4" X 2.5"  
PEELED U-BEND

.....




◀ **G 4 0 3,**  
14" X 4" X 2.5"  
CURLY U-BEND

◀ **G 4 1 4,**  
14" X 4" X 2.5"  
U - B E N D

◀ **G 4 0 1,**  
14" X 4" X 2.5"  
PEELED U-BEND

◀ **G 4 0 0,**  
12" X 4" X 2.5"  
PEELED U-BEND

.....



◀ **G 4 2 4,**  
24" X 4" X 2.5"  
U - B E N D

◀ **G 4 0 5,**  
24" X 4" X 2.5"  
PEELED U-BEND

**G311,**  
12" X 2" ROUND PLATE GLASS

**▼G313,**  
13" X 2" ROUND PLATE GLASS

**G315,**  
15" X 2" ROUND PLATE GLASS

**▼G314,**  
13" X 2" ROUND PLATE WITH TRIM

**G316,**  
15" X 2" ROUND PLATE WITH TRIM

**▼G317, 14.5" X 2.5" SWIRL PLATE**



**▲G312, 12" X 1.5" SQUARE PLATE**

**▲G322, 11.5" X 2" WAVE SQUARE PLATE**

# JAR DIFFUSERS

3.25" OPENINGS

▼PE33,  
3.5" X 8"  
WHITE  
CYLINDER

▼PE34,  
3.5" X 5"  
CLEAR JELLY  
JAR

▼PE35,  
4" X 8"  
CLEAR RIBBED  
CYLINDER

▼PE36,  
4" X 6"  
WHITE RIBBED  
CYLINDER



## SPECIALTY DIFFUSERS

▼PE22,  
15" X 23"  
7.75" OPENING  
OUTDOOR  
ACORN

▶PE23,  
13" X 21.5"  
7.5" OPENING  
OUTDOOR  
VASE



▶G393,  
15" X 9"  
2" OPENING  
CLEAR,  
RIBBED  
POLY CONE






▶PE66, 6" X 5.5"  
3.25" OPENING  
THREADED  
WHITE  
GLOBE

▶PE38,  
6" X 5.5"  
3.25" OPENING  
SMOKED, RIBBED GLOBE

▶PE39,  
6" X 5.5"  
3.25" OPENING  
CLEAR, RIBBED GLOBE

# GLOBES



PLAIN

NECKLESS

| DIAMETER | PLAIN NECK | NECKLESS |
|----------|------------|----------|
|----------|------------|----------|

|     |                      |                       |
|-----|----------------------|-----------------------|
| 6"  | PE60 (3.25" OPENING) | PE61 (3.25" OPENING)  |
| 8"  | PE80 (4" OPENING)    | PE81 (4" OPENING)     |
| 10" | PE100 (4" OPENING)   | PE101 (5.25" OPENING) |
| 12" | PE120 (4" OPENING)   | PE121 (5.25" OPENING) |
| 16" | -                    | PE161 (5.25" OPENING) |



